

**655.010 - SCHOOL DISTRICT #403 GENERAL**

From: 5/1/2026 To: 5/31/2026

**Beginning Cash Balance:** \$ 1,594,425.30


Investments Interest and Fees	\$	<u>2,396.77</u>
Investments Purchased	\$	<u>(201,772.03)</u>
Receipts	\$	<u>555,529.05</u>
Accounts Payable Invoices	\$	<u>(518,838.69)</u>
Cash Disbursements	\$	<u>(362,414.23)</u>
Transfers In	\$	<u>-</u>
Transfers Out	\$	<u>-</u>
Journal Voucher - Debits	\$	<u>-</u>
Bonds Principle & Interest	\$	<u>-</u>
Corrections	\$	<u>-</u>
Investments Redeemed	\$	<u>-</u>
Net change	\$	<u>(525,099.13)</u>

**Ending Cash Balance:** \$ 1,069,326.17

**Beginning Investment Balance** \$ 765,845.91

Net change to Investments \$ 201,772.03

**Ending Investment Balance:** \$ 967,617.94




**655.020 - SCHOOL DISTRICT #403 ASB**

From: 5/1/2026 To: 5/31/2026

<b>Beginning Cash Balance:</b>	\$	<b>67,503.94</b>
Investments Interest and Fees	\$	422.71
Investments Purchased	\$	(422.71)
Receipts	\$	17,895.95
Accounts Payable Invoices	\$	(14,707.30)
Cash Disbursements	\$	-
Transfers In	\$	-
Transfers Out	\$	-
Journal Voucher - Debits	\$	-
Bonds Principle & Interest	\$	-
Corrections	\$	-
Investments Redeemed	\$	25,774.79
Net change	\$	28,963.44
<b>Ending Cash Balance:</b>	\$	<b>96,467.38</b>

<b>Beginning Investment Balance</b>	\$	<b>135,069.01</b>
Net change to Investments	\$	(25,352.08)
<b>Ending Investment Balance:</b>	\$	<b>109,716.93</b>




**655.030 - SCHOOL DISTRICT #403 DEBT**

From: 5/1/2026 To: 5/31/2026

<b>Beginning Cash Balance:</b>	<b>\$ 372,178.66</b>
Investments Interest and Fees	\$ 212.04
Investments Purchased	\$ (212.04)
Receipts	\$ 65,384.21
Accounts Payable Invoices	\$ -
Cash Disbursements	\$ -
Transfers In	\$ -
Transfers Out	\$ -
Journal Voucher - Debits	\$ -
Bonds Principle & Interest	\$ -
Corrections	\$ -
Investments Redeemed	\$ -
Net change	\$ 65,384.21
<b>Ending Cash Balance:</b>	<b>\$ 437,562.87</b>

<b>Beginning Investment Balance</b>	<b>\$ 67,752.87</b>
Net change to Investments	\$ 212.04
<b>Ending Investment Balance:</b>	<b>\$ 67,964.91</b>



**655.040 - SCHOOL DISTRICT #403 CAPITAL**

From: 5/1/2026 To: 5/31/2026

**Beginning Cash Balance:** \$ 208,887.19

Investments Interest and Fees	\$	<u>4,838.79</u>
Investments Purchased	\$	<u>(4,838.79)</u>
Receipts	\$	<u>30,956.91</u>
Accounts Payable Invoices	\$	<u>(9,649.33)</u>
Cash Disbursements	\$	<u>-</u>
Transfers In	\$	<u>-</u>
Transfers Out	\$	<u>-</u>
Journal Voucher - Debits	\$	<u>-</u>
Bonds Principle & Interest	\$	<u>-</u>
Corrections	\$	<u>-</u>
Investments Redeemed	\$	<u>80,036.42</u>
Net change	\$	<u>101,344.00</u>

**Ending Cash Balance:** \$ 310,231.19

**Beginning Investment Balance** \$ 1,546,147.13

Net change to Investments \$ (75,197.63)

**Ending Investment Balance:** \$ 1,470,949.50



**655.050 - SCHOOL DISTRICT #403 TRANSP**

From: 5/1/2026 To: 5/31/2026

<b>Beginning Cash Balance:</b>	\$	-
Investments Interest and Fees	\$	256.14
Investments Purchased	\$	(256.14)
Receipts	\$	-
Accounts Payable Invoices	\$	-
Cash Disbursements	\$	-
Transfers In	\$	-
Transfers Out	\$	-
Journal Voucher - Debits	\$	-
Bonds Principle & Interest	\$	-
Corrections	\$	-
Investments Redeemed	\$	-
Net change	\$	-

**Ending Cash Balance:** \$ -

**Beginning Investment Balance** \$ 81,845.25

Net change to Investments \$ 256.14

**Ending Investment Balance:** \$ 82,101.39