



655.010 - SCHOOL DISTRICT #403 GENERAL

From: 4/1/2026 To: 4/30/2026

Beginning Cash Balance: \$ 792,242.38


Investments Interest and Fees	\$	<u>2,556.58</u>
Investments Purchased	\$	<u>(24,239.31)</u>
Receipts	\$	<u>1,669,175.32</u>
Accounts Payable Invoices	\$	<u>(523,679.03)</u>
Cash Disbursements	\$	<u>(343,313.37)</u>
Transfers In	\$	<u>-</u>
Transfers Out	\$	<u>-</u>
Journal Voucher - Debits	\$	<u>-</u>
Bonds Principle & Interest	\$	<u>-</u>
Corrections	\$	<u>-</u>
Investments Redeemed	\$	<u>21,682.73</u>
Net change	\$	<u>802,182.92</u>

Ending Cash Balance: \$ 1,594,425.30

Beginning Investment Balance \$ 763,289.33

Net change to Investments \$ 2,556.58

Ending Investment Balance: \$ 765,845.91



655.020 - SCHOOL DISTRICT #403 ASB

From: 4/1/2026 To: 4/30/2026

Beginning Cash Balance: \$ **62,580.43**


Investments Interest and Fees	\$	564.50
Investments Purchased	\$	(564.50)
Receipts	\$	10,697.24
Accounts Payable Invoices	\$	(5,773.73)
Cash Disbursements	\$	-
Transfers In	\$	-
Transfers Out	\$	-
Journal Voucher - Debits	\$	-
Bonds Principle & Interest	\$	-
Corrections	\$	-
Investments Redeemed	\$	-
Net change	\$	4,923.51

Ending Cash Balance: \$ **67,503.94**

Beginning Investment Balance \$ **134,504.51**

Net change to Investments \$ 564.50

Ending Investment Balance: \$ **135,069.01**




655.030 - SCHOOL DISTRICT #403 DEBT

From: 4/1/2026 To: 4/30/2026

Beginning Cash Balance:	\$	39,228.29
Investments Interest and Fees	\$	155.92
Investments Purchased	\$	(22,844.54)
Receipts	\$	332,950.37
Accounts Payable Invoices	\$	-
Cash Disbursements	\$	-
Transfers In	\$	-
Transfers Out	\$	-
Journal Voucher - Debits	\$	-
Bonds Principle & Interest	\$	-
Corrections	\$	-
Investments Redeemed	\$	22,688.62
Net change	\$	332,950.37
Ending Cash Balance:	\$	372,178.66

Beginning Investment Balance	\$	67,596.95
Net change to Investments	\$	155.92
Ending Investment Balance:	\$	67,752.87



655.040 - SCHOOL DISTRICT #403 CAPITAL

From: 4/1/2026 To: 4/30/2026

Beginning Cash Balance:	\$	123,300.24
Investments Interest and Fees	\$	5,626.92
Investments Purchased	\$	(5,626.92)
Receipts	\$	157,579.34
Accounts Payable Invoices	\$	(71,992.39)
Cash Disbursements	\$	-
Transfers In	\$	-
Transfers Out	\$	-
Journal Voucher - Debits	\$	-
Bonds Principle & Interest	\$	-
Corrections	\$	-
Investments Redeemed	\$	-
Net change	\$	85,586.95
Ending Cash Balance:	\$	208,887.19

Beginning Investment Balance	\$	1,540,520.21
Net change to Investments	\$	5,626.92
Ending Investment Balance:	\$	1,546,147.13



655.050 - SCHOOL DISTRICT #403 TRANSP

From: 4/1/2026 To: 4/30/2026

Beginning Cash Balance:	\$	-
Investments Interest and Fees	\$	280.91
Investments Purchased	\$	(280.91)
Receipts	\$	-
Accounts Payable Invoices	\$	-
Cash Disbursements	\$	-
Transfers In	\$	-
Transfers Out	\$	-
Journal Voucher - Debits	\$	-
Bonds Principle & Interest	\$	-
Corrections	\$	-
Investments Redeemed	\$	-
Net change	\$	-

Ending Cash Balance: \$ -

Beginning Investment Balance \$ 81,564.34

Net change to Investments \$ 280.91

Ending Investment Balance: \$ 81,845.25