




655.010 - SCHOOL DISTRICT #403 GENERAL

From: 3/1/2026 To: 3/31/2026

Beginning Cash Balance:	\$	660,126.34
Investments Interest and Fees	\$	3,184.11
Investments Purchased	\$	(3,184.11)
Receipts	\$	962,353.37
Accounts Payable Invoices	\$	(566,049.11)
Cash Disbursements	\$	(338,601.44)
Transfers In	\$	-
Transfers Out	\$	-
Journal Voucher - Debits	\$	-
Bonds Principle & Interest	\$	-
Corrections	\$	96,095.95
Investments Redeemed	\$	(21,682.73)
Net change	\$	132,116.04
Ending Cash Balance:	\$	792,242.38

Beginning Investment Balance	\$	738,422.49
Net change to Investments	\$	24,866.84
Ending Investment Balance:	\$	763,289.33



655.020 - SCHOOL DISTRICT #403 ASB

From: 3/1/2026 To: 3/31/2026

Beginning Cash Balance: \$ 7,089.91


Investments Interest and Fees	\$ 658.79
Investments Purchased	\$ (658.79)
Receipts	\$ 15,950.52
Accounts Payable Invoices	\$ (17,215.02)
Cash Disbursements	\$ -
Transfers In	\$ -
Transfers Out	\$ -
Journal Voucher - Debits	\$ -
Bonds Principle & Interest	\$ -
Corrections	\$ -
Investments Redeemed	\$ 56,755.02
Net change	\$ 55,490.52

Ending Cash Balance: \$ 62,580.43

Beginning Investment Balance \$ 190,600.74

Net change to Investments \$ (56,096.23)

Ending Investment Balance: \$ 134,504.51




655.030 - SCHOOL DISTRICT #403 DEBT

From: 3/1/2026 To: 3/31/2026

Beginning Cash Balance:	\$	18,886.66
Investments Interest and Fees	\$	141.59
Investments Purchased	\$	(3,943.55)
Receipts	\$	46,832.21
Accounts Payable Invoices	\$	-
Cash Disbursements	\$	-
Transfers In	\$	-
Transfers Out	\$	-
Journal Voucher - Debits	\$	-
Bonds Principle & Interest	\$	-
Corrections	\$	-
Investments Redeemed	\$	(22,688.62)
Net change	\$	20,341.63
Ending Cash Balance:	\$	39,228.29

Beginning Investment Balance	\$	40,964.78
Net change to Investments	\$	26,632.17
Ending Investment Balance:	\$	67,596.95



655.040 - SCHOOL DISTRICT #403 CAPITAL

From: 3/1/2026 To: 3/31/2026

Beginning Cash Balance: \$ 9,308.34


Investments Interest and Fees	\$	<u>5,684.62</u>
Investments Purchased	\$	<u>(5,684.62)</u>
Receipts	\$	<u>22,244.91</u>
Accounts Payable Invoices	\$	<u>(18,222.43)</u>
Cash Disbursements	\$	<u>-</u>
Transfers In	\$	<u>-</u>
Transfers Out	\$	<u>-</u>
Journal Voucher - Debits	\$	<u>-</u>
Bonds Principle & Interest	\$	<u>-</u>
Corrections	\$	<u>128.52</u>
Investments Redeemed	\$	<u>109,840.90</u>
Net change	\$	<u>113,991.90</u>

Ending Cash Balance: \$ 123,300.24

Beginning Investment Balance \$ 1,644,676.49

Net change to Investments \$ (104,156.28)

Ending Investment Balance: \$ 1,540,520.21



655.050 - SCHOOL DISTRICT #403 TRANSP

From: 3/1/2026 To: 3/31/2026

Beginning Cash Balance:	\$	-
Investments Interest and Fees	\$	280.94
Investments Purchased	\$	(280.94)
Receipts	\$	-
Accounts Payable Invoices	\$	-
Cash Disbursements	\$	-
Transfers In	\$	-
Transfers Out	\$	-
Journal Voucher - Debits	\$	-
Bonds Principle & Interest	\$	-
Corrections	\$	-
Investments Redeemed	\$	-
Net change	\$	-
Ending Cash Balance:	\$	-

Beginning Investment Balance	\$	81,283.40
Net change to Investments	\$	280.94
Ending Investment Balance:	\$	81,564.34