



**653.010 - SCHOOL DISTRICT #400 GENERAL**

From: 3/1/2026 To: 3/31/2026

**Beginning Cash Balance:** \$ 178,170.40


Investments Interest and Fees	\$ 551.25
Investments Purchased	\$ (551.25)
Receipts	\$ 566,860.03
Accounts Payable Invoices	\$ (165,627.49)
Cash Disbursements	\$ (334,265.79)
Transfers In	\$ 100,000.00
Transfers Out	\$ -
Journal Voucher - Debits	\$ -
Bonds Principle & Interest	\$ -
Corrections	\$ 43,736.33
Investments Redeemed	\$ -
Net change	\$ 210,703.08

**Ending Cash Balance:** \$ 388,873.48

**Beginning Investment Balance** \$ 159,487.52

Net change to Investments \$ 551.25

**Ending Investment Balance:** \$ 160,038.77




**653.020 - SCHOOL DISTRICT #400 ASB**

From: 3/1/2026 To: 3/31/2026

<b>Beginning Cash Balance:</b>	<b>\$ 7,181.09</b>
Investments Interest and Fees	\$ 99.75
Investments Purchased	\$ (99.75)
Receipts	\$ 14,222.00
Accounts Payable Invoices	\$ (1,426.89)
Cash Disbursements	\$ -
Transfers In	\$ -
Transfers Out	\$ -
Journal Voucher - Debits	\$ -
Bonds Principle & Interest	\$ -
Corrections	\$ -
Investments Redeemed	\$ -
Net change	\$ 12,795.11
<b>Ending Cash Balance:</b>	<b>\$ 19,976.20</b>

<b>Beginning Investment Balance</b>	<b>\$ 28,859.56</b>
Net change to Investments	\$ 99.75
<b>Ending Investment Balance:</b>	<b>\$ 28,959.31</b>



**653.030 - SCHOOL DISTRICT #400 DEBT**

From: 3/1/2026 To: 3/31/2026


---

<b>Beginning Cash Balance:</b>	\$	-
Investments Interest and Fees	\$	-
Investments Purchased	\$	-
Receipts	\$	-
Accounts Payable Invoices	\$	-
Cash Disbursements	\$	-
Transfers In	\$	-
Transfers Out	\$	-
Journal Voucher - Debits	\$	-
Bonds Principle & Interest	\$	-
Corrections	\$	-
Investments Redeemed	\$	-
Net change	\$	-
<b>Ending Cash Balance:</b>	\$	-

---

<b>Beginning Investment Balance</b>	\$	-
Net change to Investments	\$	-
<b>Ending Investment Balance:</b>	\$	-

---



**653.040 - SCHOOL DISTRICT #400 CAPITAL**

From: 3/1/2026 To: 3/31/2026

---

<b>Beginning Cash Balance:</b>	\$	<b>27,753.31</b>
Investments Interest and Fees	\$	<b>1,156.86</b>
Investments Purchased	\$	<b>(1,156.86)</b>
Receipts	\$	<b>29,017.80</b>
Accounts Payable Invoices	\$	<b>(3,536.00)</b>
Cash Disbursements	\$	-
Transfers In	\$	-
Transfers Out	\$	<b>(100,000.00)</b>
Journal Voucher - Debits	\$	-
Bonds Principle & Interest	\$	-
Corrections	\$	<b>447.51</b>
Investments Redeemed	\$	-
Net change	\$	<b>(74,070.69)</b>

---

**Ending Cash Balance:** \$ **(46,317.38)**

---

<b>Beginning Investment Balance</b>	\$	<b>333,682.09</b>
Net change to Investments	\$	<b>1,156.86</b>
<b>Ending Investment Balance:</b>	\$	<b>334,838.95</b>



---

**653.041 - TECH CAPITAL FUND**

---

From: 3/1/2026 To: 3/31/2026


---

<b>Beginning Cash Balance:</b>	\$	-
Investments Interest and Fees	\$	-
Investments Purchased	\$	-
Receipts	\$	-
Accounts Payable Invoices	\$	-
Cash Disbursements	\$	-
Transfers In	\$	-
Transfers Out	\$	-
Journal Voucher - Debits	\$	-
Bonds Principle & Interest	\$	-
Corrections	\$	<b>935.53</b>
Investments Redeemed	\$	-
Net change	\$	<b>935.53</b>
<b>Ending Cash Balance:</b>	\$	<b>935.53</b>

---

<b>Beginning Investment Balance</b>	\$	-
Net change to Investments	\$	-
<b>Ending Investment Balance:</b>	\$	-

---




**653.050 - SCHOOL DISTRICT #400 TRANSP**

From: 3/1/2026 To: 3/31/2026

<b>Beginning Cash Balance:</b>	\$	<b>2,186.52</b>
Investments Interest and Fees	\$	<b>670.45</b>
Investments Purchased	\$	<b>(670.45)</b>
Receipts	\$	<b>5,091.37</b>
Accounts Payable Invoices	\$	-
Cash Disbursements	\$	-
Transfers In	\$	-
Transfers Out	\$	-
Journal Voucher - Debits	\$	-
Bonds Principle & Interest	\$	-
Corrections	\$	-
Investments Redeemed	\$	-
Net change	\$	<b>5,091.37</b>
<b>Ending Cash Balance:</b>	\$	<b>7,277.89</b>

<b>Beginning Investment Balance</b>	\$	<b>193,976.05</b>
Net change to Investments	\$	<b>670.45</b>
<b>Ending Investment Balance:</b>	\$	<b>194,646.50</b>



**653.060 - SCHOOL DISTRICT #400 EXP TRUST**

From: 3/1/2026 To: 3/31/2026

**Beginning Cash Balance:** \$ 1,006.24

Investments Interest and Fees	\$	<u>32.18</u>
Investments Purchased	\$	<u>(32.18)</u>
Receipts	\$	<u>-</u>
Accounts Payable Invoices	\$	<u>-</u>
Cash Disbursements	\$	<u>-</u>
Transfers In	\$	<u>-</u>
Transfers Out	\$	<u>-</u>
Journal Voucher - Debits	\$	<u>-</u>
Bonds Principle & Interest	\$	<u>-</u>
Corrections	\$	<u>-</u>
Investments Redeemed	\$	<u>-</u>
Net change	\$	<u>-</u>

**Ending Cash Balance:** \$ 1,006.24

**Beginning Investment Balance** \$ 9,309.97

Net change to Investments \$ 32.18

**Ending Investment Balance:** \$ 9,342.15